

# Hillsdale County 4-H/FFA Market Swine Identification

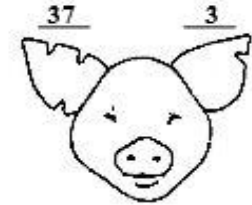
Swine ID forms are due to the Extension Office **June 24, 2025 by 4:30 p.m. or be postmarked by June 21st.**

Please use one form per exhibitor.

A completed identification form with each swine listed and 3 photos per swine are required to compete at the Hillsdale Fair.

**Exhibitor's Name:** \_\_\_\_\_  
(Please Print Your Full Name)



Example: Draw nitches and write in numbers. Litter # in right ear, Pig # in left ear. Refer to Universal Notching System.





**4-H Club/FFA Chapter:** \_\_\_\_\_

Note: An exhibitor can only identify four (4) pigs.

1. Please draw notches and write in the numbers for each pig that you would have tagged on tagging day. See example above as a guideline. You can ID four pigs.
2. If your pigs have no ear notches, write "none" in the appropriate box.
3. Be sure to include 3 photoes per pig: one showing the left side (full length), one showing the right side (full length) and one showing the head (face on).

Pig Number		Sex	Color/Markings	Breed	Pig Number		Sex	Color/Markings	Breed
R Ear	L Ear				R Ear	L Ear			
									

Pig Number		Sex	Color/Markings	Breed	Pig Number		Sex	Color/Markings	Breed
R Ear	L Ear				R Ear	L Ear			
									

Swine #1  
**Attach Right Side Photo (Full Length)**

Swine #1  
**Attach Left Side Photo (Full Length)**

Swine #1  
**Attach Head Photo (Face on)**

Swine #2  
**Attach Right Side Photo (Full Length)**

Swine #2  
**Attach Left Side Photo (Full Length)**

Swine #2  
**Attach Head Photo (Face on)**

Swine #3  
**Attach Right Side Photo (Full Length)**

Swine #3  
**Attach Left Side Photo (Full Length)**

Swine #3  
**Attach Head Photo (Face on)**

Swine #4  
**Attach Right Side Photo (Full Length)**

Swine #4  
**Attach Left Side Photo (Full Length)**

Swine #4  
**Attach Head Photo (Face on)**